



LANA

DESCRIPTION

Inspired by a fusion of craft and advanced manufacturing, the Lana series is designed to adapt to any space. Lana is comprised of a unique magnetic felt shade that provides limitless attachment possibilities. The new collection debuts with a magnetic LED module which guarantees maximum freedom allowing the light to be attached to any ferrous surface bringing three distinct personalities: wall, table, and floor (with adjustable pedestal).

DESIGNER

Pablo Studios 2015

MATERIALS

- Wool felt shade
- ABS light module
- Neodymium magnets
- Steel base (floor and table models)
- Steel mounting plate (wall models)

FEATURES

- 360° shade rotation
- unlimited height adjustability
- Magnetic attachment
- Full range dim control 100%-10%
- Optical switch

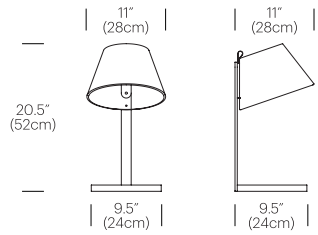
SPECIFICATIONS:

- Voltage: 120-240V 60Hz
- Power consumption: 5.5W
- Color temperature: 3000K
- Luminosity: 350 Lumens
- Luminaire efficacy: 64 Lumens/Watt
- Color Rendition Index: 90+ CRI
- 50K hour lifespan
- Cord length: 9' (274cm)
- Global multi-plug adapter available
- 1 year warranty
- Certifications: ETL, CE, PSE, RoHS

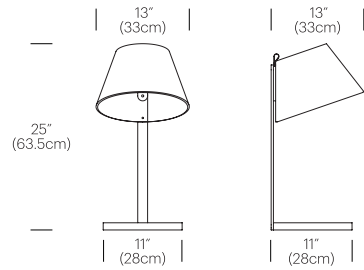


DIMENSIONS

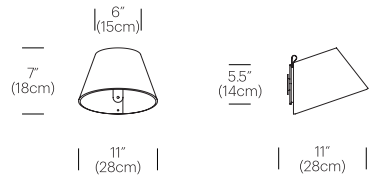
LANA TABLE SM



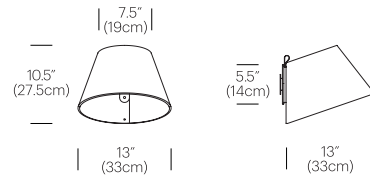
LANA TABLE LG



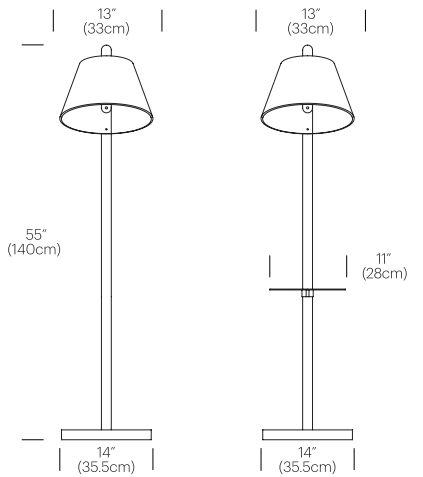
LANA WALL SM



LANA WALL LG



LANA FLOOR



STANDARD W/ ADJUSTABLE PEDESTAL

FINISH OPTIONS

SHADE COLOR OPTIONS



Stone/
Grey



Charcoal/
Grey



Arctic Blue/
Grey



Moss/
Grey



Plum/
Grey

BASE FINISH OPTIONS



Chrome



White

Pablo®

888 MARIN STREET SAN FRANCISCO, CA 94124
PABLODESIGNS.COM